

**ENROLLMENT • CHANGE FORM
FOR GROUP TERM LIFE AND AD&D**

Metropolitan Life Insurance Company, New York, NY 10166

GROUP CUSTOMER INFORMATION (To be Completed by the Member/Employee)

Name of Policyholder: U.S. Bank National Association, as Trustees of the Metlife Illinois Multiple Association Benefits Trust		Name of Participating Association: Delaware Society of Certified Public Accountants, Inc	Group Customer # 227052
<input type="checkbox"/> Member of Delaware Society of CPAs	Date of Membership (MM/DD/YYYY)	Member ID #	
<input type="checkbox"/> Employee of a Member of DSCPA	Date of Hire (MM/DD/YYYY)	Name of Member Firm	
Member Firm Address (Street, City, State, Zip Code)			
<input type="checkbox"/> Employee of DSCPA	Date of Hire (MM/DD/YYYY)		

YOUR ENROLLMENT INFORMATION (To be Completed by the Member/Employee)

Name (First, Middle, Last)		Social Security # - -	<input type="checkbox"/> Male <input type="checkbox"/> Female
Address (Street, City, State, Zip Code)		Date of Birth (MM/DD/YYYY)	
Email Address	Phone #	<input type="checkbox"/> New Enrollment <input type="checkbox"/> Change in Enrollment	
By applying for this insurance coverage, do you intend to replace, discontinue or change any existing life insurance or annuity contracts currently held by you? <input type="checkbox"/> Yes <input type="checkbox"/> No			

I have read my enrollment materials and I request coverage for the benefits for which I am or may become eligible. I understand that contributions may be required for the benefits I select below.

- ▶ If you are a Member, an Employee of a Member, or an Employee of DSCPA and under age 60, you must complete the Health Information section of this form and the enclosed Authorization form if you are enrolling for more than \$50,000 of Supplemental/Optional Life Insurance.
- ▶ You must complete the Health Information section of this form and the enclosed Authorization form for all amounts of Dependent Spouse/Domestic Partner Life Insurance you are requesting.
- ▶ If you are enrolling after the initial enrollment period, you must complete a Statement of Health form for all amounts you are requesting.

Term Life Insurance

Supplemental/Optional Life¹
Enter a multiple of \$10,000, with a minimum of \$20,000, up to a maximum of the lesser of 5x Basic Annual Earnings (BAE) or \$500,000. \$ _____

Dependent Spouse/Domestic Partner² Life^{1,3}
Enter a multiple of \$10,000, with a minimum of \$20,000, not to exceed 100% of the Supplemental/Optional Life up to a maximum of \$500,000. \$ _____

Dependent Child Life³ (\$10,000)

Accidental Death & Dismemberment (AD&D) Insurance

Supplemental/Optional AD&D
Enter a multiple of \$10,000, with a minimum of \$20,000, up to a maximum amount of 100% of your Supplemental/Optional Life amount.
\$ _____

Dependent Spouse/Domestic Partner² AD&D
Enter a multiple of \$10,000, with a minimum of \$20,000, up to a maximum amount of 100% of your Dependent Spouse/Domestic Partner Life amount.
\$ _____

Dependent Child AD&D (\$10,000)

¹ Life Insurance may include an Accelerated Benefits Option under which a terminally ill insured can accelerate a portion of his or her life insurance amount. An interest and expense charge may be deducted from the accelerated payment. Receipt of accelerated benefits may affect eligibility for public assistance. This benefit may be taxable and you are advised to seek assistance from a personal tax advisor. ² Domestic Partner includes your registered Domestic Partner if you and your Domestic Partner are registered as domestic partners, civil union partners or reciprocal beneficiaries with a government agency or office where such registration is available. It also includes your non-registered Domestic Partner in whom you have an insurable interest. By enrolling such Domestic Partner for coverage and signing this enrollment form, you are attesting to your insurable interest. ³ Amounts will be subject to state limits, if applicable.

**GEF02-1
ADM**
(The form number above applies to residents of all states except as follows: Form number GEF09-1 applies to residents of Montana;
**GEF02-1
ADM applies to residents of Connecticut, North Dakota and Utah)**

SUBMISSION INSTRUCTIONS

After completion, sign and date the form on the last page where indicated. Make a copy for your records and return to Gallagher Affinity, P.O. Box 4111, Clinton, IA 52733

Dependent Information

If you are applying for coverage for your Spouse/Domestic Partner and Child(ren), please provide the information requested below:

Name of your Spouse/Domestic Partner (First, Middle, Last)	Date of Birth (MM/DD/YYYY)	Social Security Number	<input type="checkbox"/> Male	<input type="checkbox"/> Female
_____	_____	- - _____		
Name(s) of your Child(ren) (First, Middle, Last)	Date of Birth (MM/DD/YYYY)	Social Security Number	<input type="checkbox"/> Male	<input type="checkbox"/> Female
_____	_____	- - _____	<input type="checkbox"/> Male	<input type="checkbox"/> Female
_____	_____	- - _____	<input type="checkbox"/> Male	<input type="checkbox"/> Female
_____	_____	- - _____	<input type="checkbox"/> Male	<input type="checkbox"/> Female

Check here if you need more lines. Provide the additional information on a separate piece of paper and return it with your enrollment form.

GEF02-1

ADM

(The form number above applies to residents of all states except as follows: Form number GEF09-1 applies to residents of Montana;

GEF02-1

ADM applies to residents of Connecticut, North Dakota and Utah)

HEALTH INFORMATION

SECTION 1

Please complete all questions below. Omitted information will cause delays. In this section, "you" and "your" refers to the person for whom insurance is being requested. For questions 5 through 11u, for "yes" answers, please provide full details in Section 2.

1. Member/Employee's height ___ feet ___ inches	Spouse/Domestic Partner height ___ feet ___ inches		
Member/Employee's weight ___ pounds	Spouse/Domestic Partner weight ___ pounds		
		Member/ Employee	Spouse/Domestic Partner
2. Are you now on a diet prescribed by a physician or other health care provider?		<input type="checkbox"/> Yes <input type="checkbox"/> No	<input type="checkbox"/> Yes <input type="checkbox"/> No
Member/Employee: Indicate type _____			
Spouse/Domestic Partner Indicate type _____			
3. Are you now pregnant?		<input type="checkbox"/> Yes <input type="checkbox"/> No	<input type="checkbox"/> Yes <input type="checkbox"/> No
Member/Employee: If "yes," what is your due date (month/day/year)? _____			
Physician's name _____ Telephone: (____) _____			
Spouse/Domestic Partner:			
If "yes," what is your due date (month/day/year)? _____			
Physician's name _____ Telephone: (____) _____			
4. Are you now, or have you in the past 2 years, used tobacco in any form?		<input type="checkbox"/> Yes <input type="checkbox"/> No	<input type="checkbox"/> Yes <input type="checkbox"/> No
5. In the past 5 years, have you been convicted of driving while intoxicated or under the influence of alcohol and/or any drug? If "yes", specify "date(s) of conviction(s) (month/day/year)		<input type="checkbox"/> Yes <input type="checkbox"/> No	<input type="checkbox"/> Yes <input type="checkbox"/> No
Member/Employee: _____ Spouse/Domestic Partner: _____			
6. Have you had any application for life, accidental death and dismemberment or disability insurance declined, postponed, withdrawn, rated, modified, or issued other than as applied for?			
Member/Employee: <input type="checkbox"/> declined <input type="checkbox"/> postponed <input type="checkbox"/> withdrawn <input type="checkbox"/> rated <input type="checkbox"/> modified <input type="checkbox"/> issued other than as applied for? Indicate reason _____		<input type="checkbox"/> Yes <input type="checkbox"/> No	<input type="checkbox"/> Yes <input type="checkbox"/> No
Spouse/Domestic Partner: <input type="checkbox"/> declined <input type="checkbox"/> postponed <input type="checkbox"/> withdrawn <input type="checkbox"/> rated <input type="checkbox"/> modified <input type="checkbox"/> issued other than as applied for? Indicate reason _____			
7. Are you now receiving or applying for any disability benefits, including workers' compensation?		<input type="checkbox"/> Yes <input type="checkbox"/> No	<input type="checkbox"/> Yes <input type="checkbox"/> No
If "yes" provide details _____			
8. In the past 5 years, have you received medical treatment or counseling by a physician or other health care provider for, or been advised by a physician or other health care provider to discontinue, the use of alcohol or prescribed or non-prescribed drugs?		<input type="checkbox"/> Yes <input type="checkbox"/> No	<input type="checkbox"/> Yes <input type="checkbox"/> No
9. Have you been Hospitalized as defined below (not including well-baby delivery) in the past 90 days?		<input type="checkbox"/> Yes <input type="checkbox"/> No	<input type="checkbox"/> Yes <input type="checkbox"/> No
Hospitalized means admission for inpatient care in a hospital; receipt of care in a hospice facility, intermediate care facility, or long term care facility; or receipt of the following treatment wherever performed: chemotherapy, radiation therapy, or dialysis.			

GEF09-1

HEA

(The form number above applies to residents of all states except as follows: Form number GEF09-1 applies to residents of Montana;

GEF09-1

HEA applies to residents of Connecticut, North Dakota and Utah)

**Member/
Employee** **Spouse/Domestic
Partner**

10. **For residents of all states except CT, please answer the following question:** Have you ever been diagnosed or treated by a physician or other health care provider for Acquired Immunodeficiency Syndrome (AIDS), AIDS Related Complex (ARC) or the Human Immunodeficiency Virus (HIV) infection?
For CT residents, please answer the following question: To the best of your knowledge and belief, have you ever been diagnosed or treated by a physician or other health care provider for Acquired Immunodeficiency Syndrome (AIDS), AIDS Related Complex (ARC) or the Human Immunodeficiency Virus (HIV) infection? Yes No Yes No
11. Have you ever been diagnosed, treated or given medical advice by a physician or other health care provider for:
- a. cardiac or cardiovascular disorder? Yes No Yes No
 Member/Employee: Indicate type _____
 Spouse/Domestic Partner Indicate type _____
 - b. stroke or circulatory disorder? Yes No Yes No
 Member/Employee: Indicate type _____
 Spouse/Domestic Partner Indicate type _____
 - c. high blood pressure? Yes No Yes No
 - d. cancer, Hodgkins disease, lymphoma or tumors? Yes No Yes No
 Member/Employee: Indicate type _____
 Spouse/Domestic Partner Indicate type _____
 - e. anemia, leukemia or other blood disorder? Yes No Yes No
 Member/Employee: Indicate type _____
 Spouse/Domestic Partner Indicate type _____
 - f. diabetes? Yes No Yes No
 Member/Employee: Your age at diagnosis?: _____ Check if insulin treated
 Spouse/Domestic Partner: Your age at diagnosis? _____ Check if insulin treated
 - g. asthma, COPD, emphysema or other lung disease? Yes No Yes No
 Member/Employee: Indicate type _____
 Spouse/Domestic Partner Indicate type _____
 - h. ulcers, stomach, hepatitis or other liver disorder? Yes No Yes No
 Member/Employee: Indicate type _____
 Spouse/Domestic Partner Indicate type _____
 - i. colitis, Crohn's, diverticulitis or other intestinal disorder? Yes No Yes No
 Member/Employee: Indicate type _____
 Spouse/Domestic Partner Indicate type _____
 - j. memory loss? Yes No Yes No
 Member/Employee: Indicate type _____
 Spouse/Domestic Partner Indicate type _____
 - k. epilepsy, paralysis, seizures, dizziness or other neurological disorder? Yes No Yes No
 Member/Employee: Specify date of last seizure (month/year) _____ Indicate type _____
 Spouse/Domestic Partner: Specify date of last seizure (month/year) _____ Indicate type _____
 - l. Epstein-Barr, chronic fatigue syndrome or fibromyalgia? Yes No Yes No
 Member/Employee: Indicate type _____
 Spouse/Domestic Partner Indicate type _____
 - m. multiple sclerosis, ALS or muscular dystrophy? Yes No Yes No
 Member/Employee: Indicate type _____
 Spouse/Domestic Partner Indicate type _____
 - n. lupus, scleroderma, auto immune disease or connective tissue disorder? Yes No Yes No
 - o. arthritis? Yes No Yes No
 Member/Employee: osteoarthritis rheumatoid other/type _____
 Spouse/Domestic Partner: osteoarthritis rheumatoid other/type _____
 - p. back, neck, knee, spinal, joint or other musculoskeletal disorder? Yes No Yes No
 Member/Employee: Indicate type _____
 Spouse/Domestic Partner Indicate type _____

**GEF09-1
HEA**

(The form number above applies to residents of all states except as follows: Form number GEF09-1 applies to residents of Montana;

GEF09-1

HEA applies to residents of Connecticut, North Dakota and Utah)

**Member/
Employee** **Spouse/Domestic
Partner**

Yes No Yes No

Yes No Yes No

Yes No Yes No

Yes No Yes No

Yes No Yes No

- q. carpal tunnel syndrome?
Member/Employee: Indicate type _____
Spouse/Domestic Partner Indicate type _____
- r. kidney, urinary tract or prostate disorder?
Member/Employee: Indicate type _____
Spouse/Domestic Partner Indicate type _____
- s. thyroid or other gland disorder?
Member/Employee: Indicate type _____
Spouse/Domestic Partner Indicate type _____
- t. mental, anxiety, depression, attempted suicide or nervous disorder?
Member/Employee: Indicate type _____
Spouse/Domestic Partner Indicate type _____
- u. sleep apnea?
Member/Employee: Indicate type _____
Spouse/Domestic Partner Indicate type _____

After completing the Personal Physician and Prescription Information, please provide full details in Section 2 for "yes" answers to questions 8 through 11u.

**GEF09-1
HEA**

(The form number above applies to residents of all states except as follows: Form number GEF09-1 applies to residents of Montana;

**GEF09-1
HEA** *applies to residents of Connecticut, North Dakota and Utah)*

MEMBER/EMPLOYEE SECTION

Personal Physician Information

Personal Physician's Name: _____ Telephone: (____) ____ - ____
 Approximate last visit (MM/YYYY): ____ / ____ / ____ Reason for visit: _____

Prescription Information

Are you currently taking any prescribed medications? Yes No If yes, list the medications.
 Medication: _____ Condition/Diagnosis: _____
 Prescribing Physician's Name: _____ Telephone: (____) ____ - ____
 Medication: _____ Condition/Diagnosis: _____
 Prescribing Physician's Name: _____ Telephone: (____) ____ - ____
 Check here if you are attaching another sheet for any additional medications.

SECTION 2

Please provide full details below for each "Yes" answer to questions 8 through 11u in Section 1. If you need more space to provide full details, attach a separate sheet with the information and sign and date it. Delays in processing your application may occur if complete details are not provided. MetLife may contact you for additional or missing information. Check here if you are attaching another sheet.

Your Date of Birth ____ / ____ / ____

Question Number	Condition/Diagnosis/Type	Please list any medication prescribed that you did not already identify in the Prescription Information above.
Date of Diagnosis (Month/Year)	Date of Last Treatment (Month/Year)	Type of Treatment

Treating Health Professional

Physician's Name: _____ Telephone: (____) ____ - ____
 Approximate last visit: _____ Reason for visit: _____

Question Number	Condition/Diagnosis/Type	Please list any medication prescribed that you did not already identify in the Prescription Information above.
Date of Diagnosis (Month/Year)	Date of Last Treatment (Month/Year)	Type of Treatment

Treating Health Professional

Physician's Name: _____ Telephone: (____) ____ - ____
 Approximate last visit: _____ Reason for visit: _____

GEF09-1
HEA
 (The form number above applies to residents of all states except as follows: Form number **GEF09-1** applies to residents of Montana;
GEF09-1
HEA applies to residents of Connecticut, North Dakota and Utah)

SPOUSE/DOMESTIC PARTNER SECTION

Personal Physician Information

Personal Physician's Name: _____ Telephone: (____) ____ - ____
 Approximate last visit (MM/YYYY): ____ / ____ / ____ Reason for visit: _____

Prescription Information

Are you currently taking any prescribed medications? Yes No If yes, list the medications.
 Medication: _____ Condition/Diagnosis: _____
 Prescribing Physician's Name: _____ Telephone: (____) ____ - ____
 Medication: _____ Condition/Diagnosis: _____
 Prescribing Physician's Name: _____ Telephone: (____) ____ - ____
 Check here if you are attaching another sheet for any additional medications.

SECTION 2

Please provide full details below for each "Yes" answer to questions 8 through 11u in Section 1. If you need more space to provide full details, attach a separate sheet with the information and sign and date it. Delays in processing your application may occur if complete details are not provided. MetLife may contact you for additional or missing information. Check here if you are attaching another sheet.

Your Date of Birth ____ / ____ / ____

Question Number	Condition/Diagnosis/Type	Please list any medication prescribed that you did not already identify in the Prescription Information above.
Date of Diagnosis (Month/Year)	Date of Last Treatment (Month/Year)	Type of Treatment

Treating Health Professional

Physician's Name: _____ Telephone: (____) ____ - ____
 Approximate last visit: _____ Reason for visit: _____

Question Number	Condition/Diagnosis/Type	Please list any medication prescribed that you did not already identify in the Prescription Information above.
Date of Diagnosis (Month/Year)	Date of Last Treatment (Month/Year)	Type of Treatment

Treating Health Professional

Physician's Name: _____ Telephone: (____) ____ - ____
 Approximate last visit: _____ Reason for visit: _____

GEF09-1
HEA
 (The form number above applies to residents of all states except as follows: Form number **GEF09-1** applies to residents of Montana;
GEF09-1
HEA applies to residents of Connecticut, North Dakota and Utah)

FRAUD WARNINGS

Before signing this Statement of Health form, please read the warning for the state where you reside and for the state where the contract under which you are applying for coverage was issued.

Alabama, Arkansas, District of Columbia, Louisiana, Massachusetts, New Mexico, Ohio, Rhode Island and West Virginia: Any person who knowingly presents a false or fraudulent claim for payment of a loss or benefit or knowingly presents false information in an application for insurance is guilty of a crime and may be subject to fines and confinement in prison.

California: For your protection California law requires the following to appear on this form: Any person who knowingly presents false or fraudulent information to obtain or amend insurance coverage or to make a claim for the payment of a loss is guilty of a crime and may be subject to fines and confinement in state prison.

Colorado: It is unlawful to knowingly provide false, incomplete or misleading facts or information to an insurance company for the purpose of defrauding or attempting to defraud the company. Penalties may include imprisonment, fines, denial of insurance and civil damages. Any insurance company or agent of an insurance company who knowingly provides false, incomplete, or misleading facts or information to a policyholder or claimant for the purpose of defrauding or attempting to defraud the policyholder or claimant with regard to a settlement or award payable from insurance proceeds shall be reported to the Colorado Division of Insurance within the Department of Regulatory Agencies.

Florida: Any person who knowingly and with intent to injure, defraud or deceive any insurance company files a statement of claim or an application containing any false, incomplete or misleading information is guilty of a felony of the third degree.

Kansas and Oregon: Any person who knowingly presents a materially false statement in an application for insurance may be guilty of a criminal offense and may be subject to penalties under state law.

Kentucky: Any person who knowingly and with intent to defraud any insurance company or other person files an application for insurance containing any materially false information or conceals, for the purpose of misleading, information concerning any fact material thereto commits a fraudulent insurance act, which is a crime.

Maine, Tennessee and Washington: It is a crime to knowingly provide false, incomplete or misleading information to an insurance company for the purpose of defrauding the company. Penalties may include imprisonment, fines or a denial of insurance benefits.

Maryland: Any person who knowingly or willfully presents a false or fraudulent claim for payment of a loss or benefit or who knowingly or willfully presents false information in an application for insurance is guilty of a crime and may be subject to fines and confinement in prison.

New Jersey: Any person who files an application containing any false or misleading information is subject to criminal and civil penalties.

New York (only applies to Accident and Health Insurance): Any person who knowingly and with intent to defraud any insurance company or other person files an application for insurance or statement of claim containing any materially false information, or conceals for the purpose of misleading, information concerning any fact material thereto, commits a fraudulent insurance act, which is a crime, and shall also be subject to a civil penalty not to exceed five thousand dollars and the stated value of the claim for each such violation.

Oklahoma: WARNING: Any person who knowingly, and with intent to injure, defraud or deceive any insurer, makes any claim for the proceeds of an insurance policy containing any false, incomplete or misleading information is guilty of a felony.

Puerto Rico: Any person who knowingly and with the intention to defraud includes false information in an application for insurance or files, assists or abets in the filing of a fraudulent claim to obtain payment of a loss or other benefit, or files more than one claim for the same loss or damage, commits a felony and if found guilty shall be punished for each violation with a fine of no less than five thousand dollars (\$5,000), not to exceed ten thousand dollars (\$10,000); or imprisoned for a fixed term of three (3) years, or both. If aggravating circumstances exist, the fixed jail term may be increased to a maximum of five (5) years; and if mitigating circumstances are present, the jail term may be reduced to a minimum of two (2) years.

Vermont: Any person who knowingly presents a false statement in an application for insurance may be guilty of a criminal offense and subject to penalties under state law.

Virginia: Any person who, with the intent to defraud or knowing that he is facilitating a fraud against an insurer, submits an application or files a claim containing a false or deceptive statement may have violated the state law.

Pennsylvania and all other states: Any person who knowingly and with intent to defraud any insurance company or other person files an application for insurance or statement of claim containing any materially false information, or conceals for the purpose of misleading, information concerning any fact material thereto commits a fraudulent insurance act, which is a crime and subjects such person to criminal and civil penalties.

GEF09-1

FW

*(The form number above applies to residents of all states except as follows: Form number **GEF09-1** applies to residents of Montana;*

GEF09-1

FW applies to residents of Connecticut, North Dakota and Utah)

BENEFICIARY DESIGNATION FOR MEMBER/EMPLOYEE INSURANCE

I designate the following person(s) as primary beneficiary(ies) for any amount payable upon my death for the MetLife insurance coverage applied for in this enrollment form. With such designation any previous designation of a beneficiary for such coverage is hereby revoked.

I understand I have the right to change this designation at any time. I also understand that unless otherwise specified in the group insurance certificate, insurance due upon the death of a Dependent is payable to the Member/Employee.

Check if you need more space for additional beneficiaries and attach a separate page. Include all beneficiary information, and sign/date the page.

Full Name (First, Middle, Last)	Social Security #	Date of Birth (Mo./Day/Yr.)	Relationship	Share %
Address (Street, City, State, Zip)			Phone #	

Full Name (First, Middle, Last)	Social Security #	Date of Birth (Mo./Day/Yr.)	Relationship	Share %
Address (Street, City, State, Zip)			Phone #	

Full Name (First, Middle, Last)	Social Security #	Date of Birth (Mo./Day/Yr.)	Relationship	Share %
Address (Street, City, State, Zip)			Phone #	

Payment will be made in equal shares or all to the survivor unless otherwise indicated. TOTAL: 100%

If all the primary beneficiary(ies) die before me, I designate as contingent beneficiary(ies):

Full Name (First, Middle, Last)	Social Security #	Date of Birth (Mo./Day/Yr.)	Relationship	Share %
Address (Street, City, State, Zip)			Phone #	

Full Name (First, Middle, Last)	Social Security #	Date of Birth (Mo./Day/Yr.)	Relationship	Share %
Address (Street, City, State, Zip)			Phone #	

Payment will be made in equal shares or all to the survivor unless otherwise indicated. TOTAL: 100%

GEF09-1

DEC

(The form number above applies to residents of all states except as follows: Form number GEF09-1 applies to residents of Montana;

GEF09-1


DEC applies to residents of Connecticut, North Dakota and Utah)

DECLARATIONS AND SIGNATURE(S)

Member/Employee

By signing below, I acknowledge:


1. I have read this enrollment form and declare that all information I have given, including any health information, is true and complete to the best of my knowledge and belief. I understand that this information will be used by MetLife to determine insurability.
2. I declare that I am actively at work on the date I am enrolling and, if I am enrolling for any contributory life insurance, that I was actively at work for at least 20 hours during the 7 calendar days preceding my date of enrollment. I understand that if I am not actively at work on the scheduled effective date of insurance, such insurance will not take effect until I return to active work.
3. I understand that, on the date dependent insurance for a person is scheduled to take effect, the dependent must not be confined at home under a physician's care, receiving or applying for disability benefits from any source, or Hospitalized. If the dependent does not meet this requirement on such date, the insurance will take effect on the date the dependent is no longer confined, receiving or applying for disability benefits from any source, or Hospitalized. **Hospitalized** means admission for inpatient care in a hospital; receipt of care in a hospice facility, intermediate care facility, or long-term care facility; or receipt of the following treatment wherever performed: chemotherapy, radiation therapy, or dialysis.
4. If I do not enroll for the maximum amount of coverage for which I am eligible, evidence of insurability satisfactory to MetLife may be required to enroll for or increase such coverage. Coverage will not take effect, or it will be limited, until notice is received that MetLife has approved the coverage or increase.
5. If applicable, I authorize my employer to deduct the required contributions from my earnings for my coverage. This authorization applies to such coverage until I rescind it in writing.
6. I have read the Beneficiary Designation section provided in this enrollment form and I have made a designation if I so choose.
7. I have read the applicable Fraud Warning(s) provided in this enrollment form.

 _____
 Signature of Member/Employee Print Name Date Signed (MM/DD/YYYY)

Spouse/Domestic Partner

By signing below, I acknowledge:

1. I have read this enrollment form and declare that all information I have given, including any health information, is true and complete to the best of my knowledge and belief. I understand that this information will be used by MetLife to determine insurability.
2. I have read the applicable Fraud Warning(s) provided in this enrollment form.

 _____
 Signature of Spouse/Domestic Partner Print Name Date Signed (MM/DD/YYYY)

GEF09-1
DEC
(The form number above applies to residents of all states except as follows: Form number GEF09-1 applies to residents of Montana;
GEF09-1
DEC *applies to residents of Connecticut, North Dakota and Utah)*

SUBMISSION INSTRUCTIONS

After completion, sign and date the form on this page where indicated. Make a copy for your records and return to Gallagher Affinity, P.O. Box 4111, Clinton, IA 52733

Some services in connection with your coverage may be performed by our affiliates, MetLife Global Operations Support Center Private Limited and MetLife Services and Solutions, LLC., unless prohibited by state or local law or by mutual agreement with the group customer. These service arrangements in no way alter Metropolitan Life Insurance Company's obligation to you. Your coverage will continue to be administered in accordance with Metropolitan Life Insurance Company's policies and procedures.

AUTHORIZATION

This Authorization is in connection with an enrollment in group insurance and information required for underwriting and claim purposes for the proposed insured(s) ("member/employee", spouse, and any other person(s) named below). Underwriting means classification of individuals for determination of insurability and/or rates, based upon physician health reports, prescription drug history, laboratory test results, and other factors. Notwithstanding any prior restriction placed on information, records or data by a proposed insured, each proposed insured hereby authorizes:



- Any medical practitioner, facility or related entity; any insurer; MIB, LLC ("MIB"); any employer; any group policyholder, contract holder or benefit plan administrator; any pharmacy or pharmacy related service organization; any consumer reporting agency; or any government agency to give Metropolitan Life Insurance Company ("MetLife") or any third party acting on MetLife's behalf in this regard:
 - personal information and data about the proposed insured including employment and occupational information;
 - medical information, records and data about the proposed insured including information, records and data about drugs prescribed, medical test results and sexually transmitted diseases;
 - information, records and data about the proposed insured related to alcohol and drug abuse and treatment;
 - information, records and data about the proposed insured relating to Acquired Immunodeficiency Syndrome (AIDS) or AIDS related conditions including, where permitted by applicable law, Human Immunodeficiency Virus (HIV) test results;
 - information, records and data about the proposed insured relating to mental illness, except psychotherapy notes; and
 - motor vehicle reports.

Note to All Health Care Providers: The Genetic Information Nondiscrimination Act of 2008 (GINA) prohibits employers and other entities covered by GINA Title II from requesting or requiring genetic information of an individual or family member of the individual, except as specifically allowed by this law. To comply with this law, we are asking that you not provide any genetic information when responding to this request for medical information. 'Genetic information' as defined by GINA, includes an individual's family medical history, the results of an individual's or family member's genetic tests, the fact that an individual or an individual's family member sought or received genetic services, and genetic information of a fetus carried by an individual or an individual's family member or an embryo lawfully held by an individual or family member receiving assistive reproductive services.

Expiration, Revocation and Refusal to Sign: This authorization will expire 24 months from the date on this form or sooner if prescribed by law. The proposed insured may revoke this authorization at any time. To revoke the authorization, the proposed insured must write to MetLife at P.O. Box 14069, Lexington, KY 40512-4069, and inform MetLife that this Authorization is revoked. Any action taken before MetLife receives the proposed insured's revocation will be valid. Revocation may be the basis for denying coverage or benefits. If the proposed insured does not sign this Authorization, that person's enrollment for group insurance cannot be processed.

By signing below, each proposed insured acknowledges his or her understanding that:

- All or part of the information, records and data that MetLife receives pursuant to this authorization may be disclosed to MIB. Such information may also be disclosed to and used by any reinsurer, employee, affiliate or independent contractor who performs a business service for MetLife on the insurance applied for or on existing insurance with MetLife, or disclosed as otherwise required or permitted by applicable laws.
- While this authorization is in force, we may use the information we receive under this authorization to improve our underwriting and claims processes generally.
- Medical information, records and data that may have been subject to federal and state laws or regulations, including federal rules issued by Health and Human Services, setting forth standards for the use, maintenance and disclosure of such information by health care providers and health plans and records and data related to alcohol and drug abuse, once disclosed to MetLife or upon redisclosure by MetLife, may no longer be covered by those laws or regulations.
- Information relating to HIV test results will only be disclosed as permitted by applicable law.
- Information obtained pursuant to this authorization about a proposed insured may be used, to the extent permitted by applicable law, to determine the insurability of other family members.
- A photocopy of this form is as valid as the original form. Each proposed insured (or his/her authorized representative) has a right to receive a copy of this form.
- I authorize MetLife, or its reinsurers, to make a brief report of my personal health information to MIB.

	_____ Signature of Member/Employee	_____ Date Signed (MM/DD/YYYY)
	_____ Print Name	_____ State of Birth
	_____ Signature of Spouse/Domestic Partner	_____ Date Signed (MM/DD/YYYY)
	_____ Print Name	_____ State of Birth